

News About Me and What I See

Creative Moments






RESPOND to the following questions as if you were being interviewed by a reporter who wanted to share your story in a news feature. You may want to role play with a friend, classmate, or family member. They could ask you these questions and add their own to get at the heart of the story.

- What is something exciting that is happening in your life, your community, at school, or with your family that you'd like spotlighted in the news story?
- Why are illustrations or photos so important in human-interest stories? What image(s) could bring your narrative to life?



CREATE a storyboard—a picture or series of pictures with descriptions—that outlines your human-interest news story.



SKETCH AN ILLUSTRATION AND WRITE COPY THAT SUMMARIZES WHAT YOUR FEATURE WILL BE ABOUT.



CONNECT your storyboard with possible ways that this personal human-interest story could be shared. Perhaps you'll write and illustrate it on paper and then turn it into an original book. Or you may want to create a collection of story cards. You could write a script for a dramatic play or describe how you would film it as a video. Whatever presentation format you and your reporter partner decide to use, plan the next steps in bringing the story to life. Consider the roles needed for production and assign the jobs that need to be done which may include illustrating, writing, editing, filming, gaining approval from others mentioned in the story, etc.



PRESENT your storyboard planning cards and ask others for feedback before you dive into the fuller production of the book, script, or video. Listening and responding to feedback is an important part of the editing process. When reporters and authors incorporate ideas from friends, classmates, and family members, it makes the final news report more interesting.



For more **Creative Moment** ideas use this QR code or go to Crayola.com/CampaignForCreativity

Note for teachers and parents:
Share children's artwork on social media using [#StayCreative](https://twitter.com/StayCreative)



Creative Thinking Sheet
© 2024 Crayola